

## REPORT on

### "TEACHERS' FEEDBACK ANALYSIS & ACTION TAKEN"

Prepared by IQAC, Birjhora Kanya Mahavidyalaya Bongaigaon

Academic session 2023-2024



1. **Day and Date** : Thursday, 10<sup>th</sup> May, 2024.
2. **Mode of feedback** : Through Online ( Google form).
3. **Teachers' feedback link** : <https://forms.gle/mP5vBt5SLiwnjkDJA>
4. **Feedback is taken for** : Measuring teachers' satisfaction level on 5 points feedback proforma from IQAC.
5. **Total no.of teachers** : 34 Nos.
6. **Total number of Responses** : 34 Nos.
7. **Percentages of Responses** : 100 %
8. **Frequency** : Once in a semester.
9. **Purpose of feedback** : Feedback is designed to determine the % of satisfaction and achievement of the teachers about their professional goal, infrastructure of the college ,teaching - learning and on curriculum.

#### 10. **Teachers satisfaction level taken into consideration on 5 parameters :**

**Parameter 1 ( P1) : I am happy to be an employee of Birjhora Kanya Mahavidyalaya.**

**Parameter 2 ( P2) : The college provides a congenial atmosphere.**

**Parameter 3 ( P3) : 3. The syllabus as per NEP 2020 is more beneficial for students.**

**Parameter 4 ( P4) : 4.The college has enough infrastructures for implementation of NEP 2020.**

**Parameter 5 ( P5) : 5.The college provides ICT facilities in Teaching Learning process.**

#### 11. **Teachers' feedback Analysis , Suggestion and Action Taken 2023-2024 :**

We have received feedback from 100% from our teachers on 5 point parameters about their professional goal, infrastructure of the college ,teaching - learning and on NEP 2020 implementation

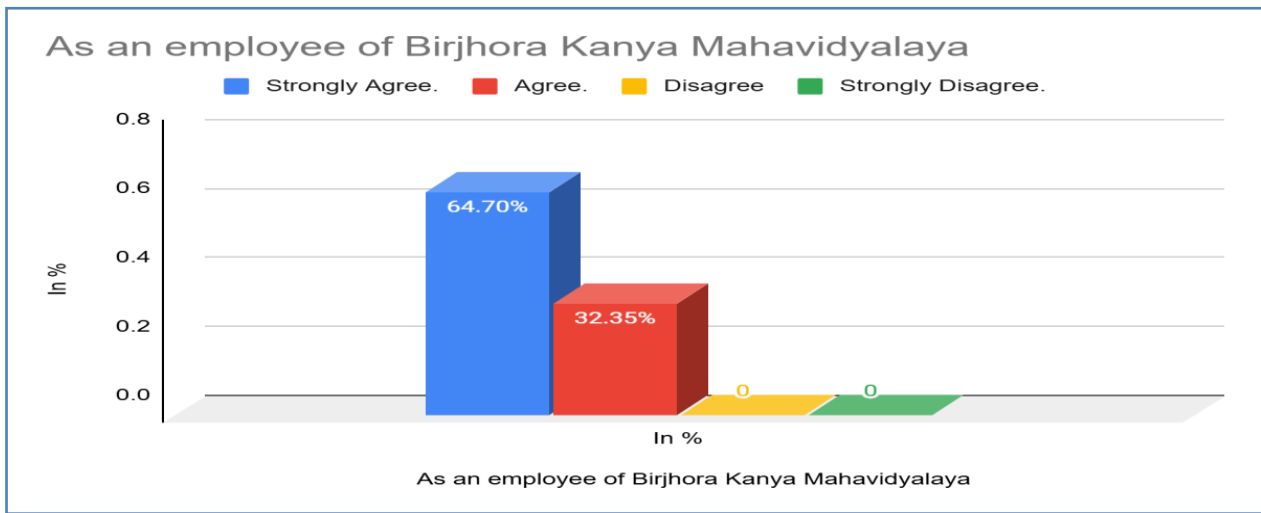
The details of feedback analysis are as follow.

**Parameter 1 ( P1) : I am happy to be an employee of Birjhora Kanya Mahavidyalaya.**

Responses are analysis with the help of table and diagram as follows :

**Table No: 01**

As an employee of Birjhora Kanya Mahavidyalaya	Teachers' responses	In %
Strongly Agree.	22	64.7%
Agree.	11	32.35%
Neutral	1	4.5%
Disagree	0	0
Strongly Disagree.	0	0
<b>Grand Total</b>	<b>34 nos.</b>	



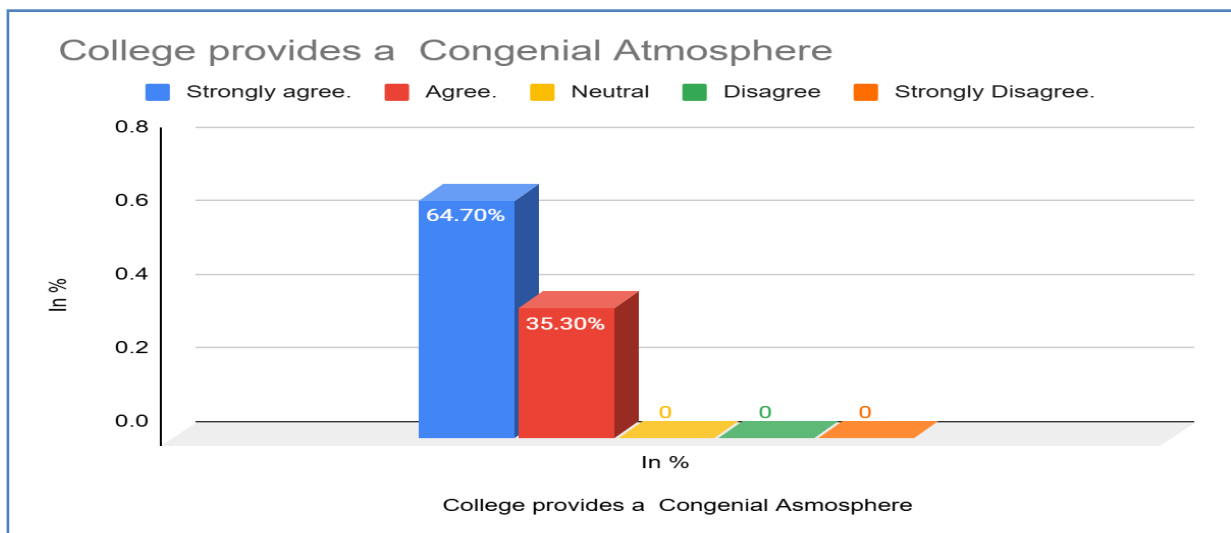
From table No.1, it is observed that the level of satisfaction in case of Parameter 1(P1) is maximum i.e. 64.70%

**Parameter 2 ( P2) : The college provides a congenial atmosphere.**

Responses are analysis with the help of table and diagram as follows :

Table No: 02

College provides a Congenial Asmosphere	Teachers' responses	In %
Strongly Agree	22	64.70%
Agree.	12	35.30%
Neutral	0	0
Disagree	0	0
Strongly Disagree.	0	0
<b>Grand Total</b>	<b>34</b>	



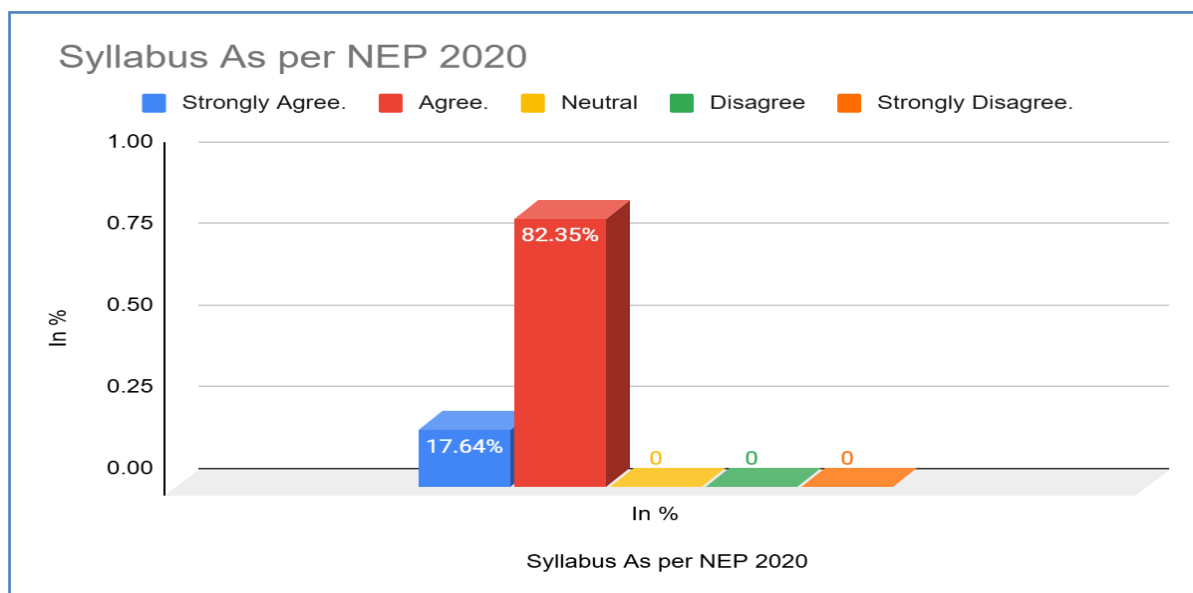
The level of satisfaction on the Parameter -2 ( i.e. the college provides a congenial atmosphere) is 64.70% ,which is 35.3 % below the teachers' expected level of satisfaction.

**Parameter 3 ( P3) :The syllabus as per NEP 2020 is more beneficial for students.**

Responses are analysis with the help of table and diagram as follows :

**Table No:03**

Syllabus As per NEP 2020	Teachers' responses	In %
Strongly Agree.	<b>6</b>	<b>17.64%</b>
Agree.	28	82.35%
Neutral	0	0
Disagree	0	0
Strongly Disagree.	0	0
<b>Grand Total</b>	<b>34</b>	

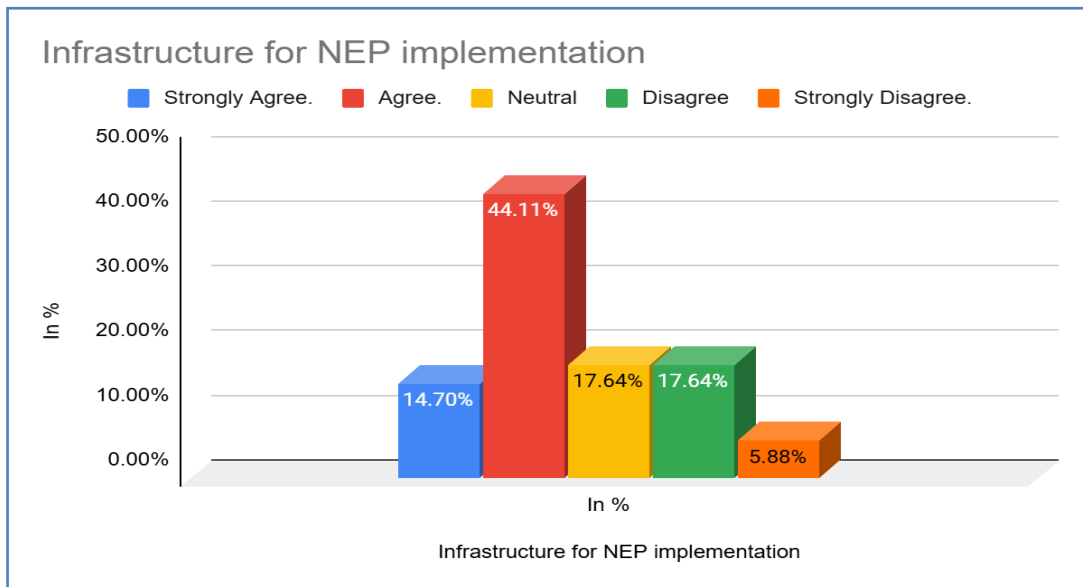


The level of satisfaction on the Parameter -3 ( i.e. **The syllabus as per NEP 2020 is more beneficial for students.**) is 82.35% ,which is 17.64 % below the teachers' expected level of satisfaction.

**Parameter 4 ( P4 ) :The college has enough infrastructures for implementation of NEP 2020.**  
Responses are analysis with the help of table and diagram as follows :

**Table No: 04**

Infrastructure for NEP implementation	Teachers' responses	In %
Strongly Agree.	<b>5</b>	<b>14.7%</b>
Agree.	15	44.11%
Neutral	6	17.64%
Disagree	6	17.64%
Strongly Disagree.	2	5.88%
<b>Grand Total</b>	<b>34</b>	



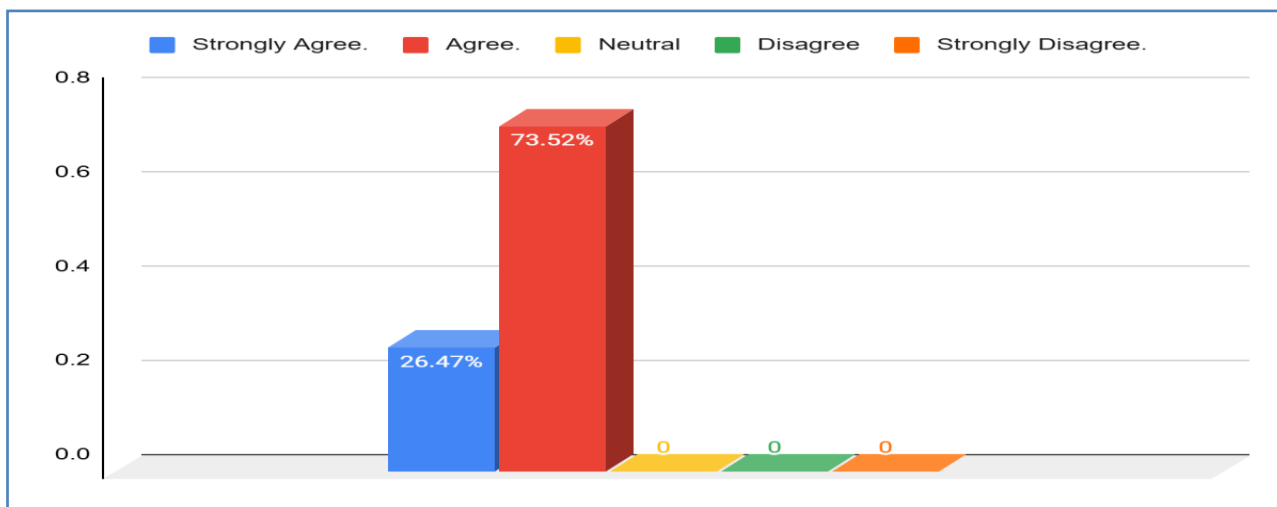
From the table No.5 and diagram, it is observed that regarding parameter 5 (P5), only 44.5 % of teachers shows their satisfaction level, which is 55.5% less than from maximum level of satisfaction.

**Parameter 5 ( P5) : The college provides ICT facilities in Teaching Learning process.**

Responses are analysis with the help of table and diagram as follows :

**Table No: 05**

ICT facilities in Teaching Learning Process	Teachers' responses	In %
Strongly Agree.	9	26.47%
Agree.	25	73.52 %
Neutral	0	0
Disagree	0	0
Strongly Disagree.	0	0
<b>Grand Total</b>	<b>34</b>	



From the table No.5 regarding the parameter - 5, on the **ICT facilities in Teaching Learning process** the level of satisfaction is 73.52 % i.e. which is 26.48% below of their level of satisfaction.

Some suggestions made by students as follows --

### **12 . Significant Suggestions:**

Suggestion are made on the basis of analysis as follows -

- i) Need to work on improvement of College atmosphere.
- ii) Proper ICT enable classes should be managed.
- ii) Infrastructure need to be upgrade for proper implementation of NEP 2020.

### **13. Follow up action:**

The suggestion were discussed with the Principal and Governing body of our college and it was decided to take necessary action to implement the suggestions to the extent they are viable.

Enclosure : 1. Link of Google feedback form attached.

<https://forms.gle/mP5vBt5SLiwnjkDJA>



(Dr. Gagan Sarma)  
Principal I/C  
Birjhora Kanya Mahavidyalaya  
Bongaigaon  
I/c Principal  
Birjhora Kanya Mahavidyalaya  
Bongaigaon



(Dr. Kalpana Kalita Das)  
Co-ordinator, IQAC  
Birjhora Kanya Mahavidyalaya  
Bongaigaon  
Co-ordinator  
IQAC  
Birjhora Kanya Mahavidyalaya  
Bongaigaon